

BladeCASSETTE

3in1 | Blade Remover

**Work Safe
Today,
Play Safe
Tomorrow**



www.qlicksmart.com

 **QLICKSMART**[®]
... and be safe


The forgotten sharps injury

Scalpel injuries are up to 6 times more likely to occur than needlestick injuries. They are particularly common in surgical settings. Regrettably, healthcare organisations and personnel have underestimated the likelihood of these injuries.

Scalpel cuts can result in infections, blood-borne diseases and psychological distress. Serious injuries could require microsurgery to repair a digital artery, nerve and/or tendon.

Many such scalpel injuries can easily be prevented using Qlicksmart's **BladeCASSETTE**, the world's pioneering single-handed blade remover.

The world's pioneering single-handed blade remover



With a stable and compact construction, the BladeCASSETTE is an ideal size for the sterile field.




BladeCASSETTE is simple to use with a quick "push, click, and pull" action to remove and contain used scalpel blades.



This easy-to-use solution provides a lower cost alternative to safety scalpels, and allows all scalpel blade users to maintain their preferences for the standard metal handles.



Used together with a hands-free passing technique, BladeCASSETTE can prevent up to 5 times more injuries than a safety scalpel.



BladeCASSETTE can hold up to 3 used surgical blades, and allows for an accurate count and efficient disposal.



It has already been embraced by healthcare workers around the world for its unique dual function, cost-saving, and ease of inclusion into custom procedure packs.



Specifications

Colour versions	Red - USA Yellow - International	
Product Code	QSSVCAS-3	
GMDN Code	46236	
Blade Capacity	3 blades - Each set of BladeCASSETTE contains 3 blade remover cartridges. One cartridge holds 1 blade.	
Compatible Blades & Handles*	Handles: #3, 3L, 4, 4L, 5, 7, 9, Baron, Lawton long handle, cylindrical handle Blades: #10, 10a, 11, 11P, 12, 14, 15, 15a, 15c, 16, 19, 20, 21, 22, 22a, 23, 24, 25, 25a, 27, 36, 6, 9, E11, Sabre D/15.	
Incompatible Blades & Handles	Beaver handle, Disposable handles	
Size (per unit)	Folded: Length 11cm Width 5.7cm Thickness 0.9cm	Standing: Length 7.3cm Width 5.7cm Height 10cm
Weight (per unit)	< 50g	

* Most brands work with Qlicksmart BladeCASSETTE

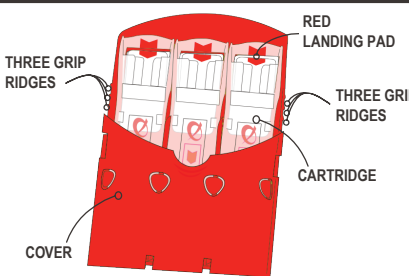
Material	Polypropylene (PP)
Latex	No
DEHP	No
Sterile	Yes
Sterilization Method	Gamma radiation
Re-usable	No. Each unit removes up to 3 blades before disposal
Disposal method	After the blade count has been performed, the whole BladeCASSETTE set is disposed of as medical waste in a sharps container.
Regulatory Approvals	Independently tested by a NATA accredited laboratory for compliance with AS 3825:2020 Standard (procedures and devices for the removal, containment and disposal of scalpel blades from scalpel handles). Australia - Listed under TGA ARTG No: 134623 USA - FDA listed Europe - Class I Sterile medical device under Council Directive 93/42/EEC and CE marked

BCB160510A5-US

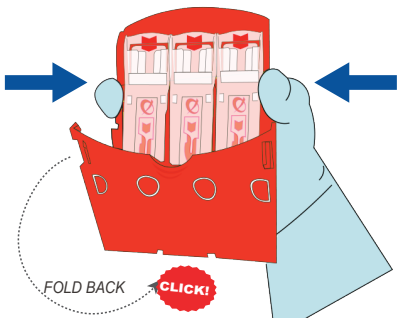
How to use BladeCASSETTE

PREPARE

The BladeCASSETTE:



- Squeeze the grip ridges on both sides of BladeCASSETTE to release the cover.

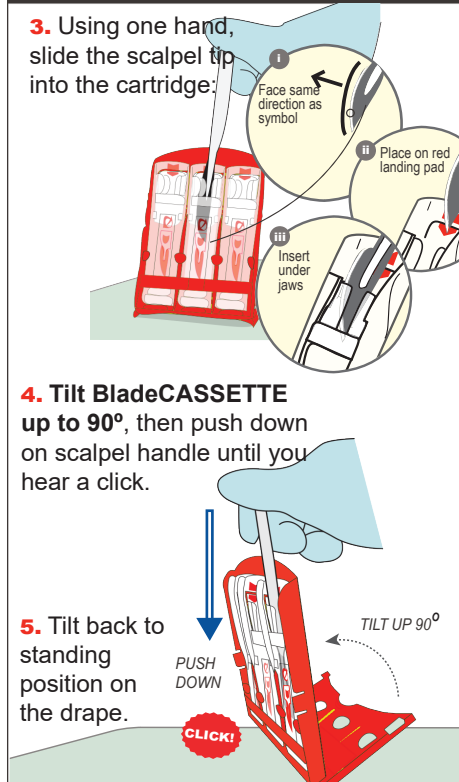


- Fold back the cover until you hear a click locking it in place, then stand the BladeCASSETTE upright on a drape.

REMOVE BLADE

Single-Handed Action:

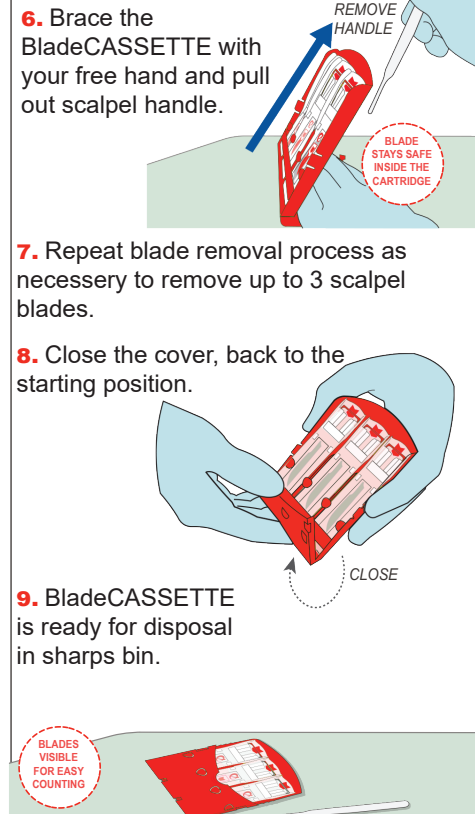
- Using one hand, slide the scalpel tip into the cartridge:
 - Face same direction as symbol
 - Place on red landing pad
 - Insert under jaws
- Tilt BladeCASSETTE up to 90°, then push down on scalpel handle until you hear a click.
- Tilt back to standing position on the drape.



SAFE

To Use Two Hands:

- Brace the BladeCASSETTE with your free hand and pull out scalpel handle.
 - REMOVE HANDLE
 - BLADE STAYS SAFE INSIDE THE CARTRIDGE
- Repeat blade removal process as necessary to remove up to 3 scalpel blades.
- Close the cover, back to the starting position.
 - CLOSE
- BladeCASSETTE is ready for disposal in sharps bin.
 - BLADES VISIBLE FOR EASY COUNTING



Other Qlicksmart Products

BladeFlask EVO
Scalpel Blade Remover



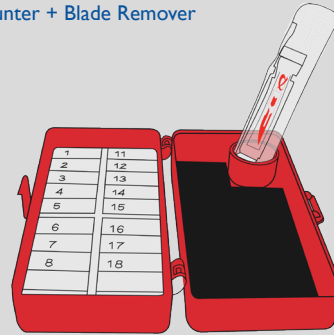
BladeFLASK Scalpel Blade Remover



SnapIT and SnapIT Lite Ampoule Openers



BladeNeedleSYSTEM Sterile 2-in-1
Needle Counter + Blade Remover



CheckCLIP Medication Identification



About Qlicksmart

Qlicksmart Pty Ltd is committed to making healthcare professional's lives easier and safer, so that they can focus on patient care. Established in 1999 by two Australian physicians to combat scalpel cuts in hospitals, our award-winning safety devices are now being used in over 50 countries worldwide. Qlicksmart works with innovators from the healthcare sector to deliver solutions which target the overlooked concerns of nurses, surgeons, and healthcare facilities. To learn more about Qlicksmart's safety devices, please visit www.qlicksmart.com or ask your distributor for a demonstration today.

Qlicksmart Pty Ltd.



Level 1, 148 Boundary Street
West End, Brisbane
QLD, Australia 4101



+61 7 3844 1182



hello@qlicksmart.com
www.qlicksmart.com



Search "qlicksmart"
and stay connected



Scan the QR
Code to learn
more about the
BladeCASSETTE



Distributed by: